

























# Disinfection and cleaning plan including skin protection plan for dental laboratories

In accordance with DGUV Regulation 1 (German Statutory Accident Insurance Association), DGUV Information 203-021, TRBA 250 and § 36 of the German Infectious Diseases Protection Act



What? The object that is to be maintained	How? Type of maintenance	With what? Work materials (e.g. disinfectants, VAH-listed), preparations, dosage <sup>1)</sup> , reaction time <sup>1)</sup>	When? Timing, frequency, sequence of hygiene measures	Who? Name and signature of the person responsible																			
<h3>Instruments and aids for</h3> <p>General, restorative or orthodontic measures, e.g. Impression trays, trays, cassettes, glasses</p>  <h3>Rotating or oscillating instruments for</h3> <p>general, restorative or orthodontic measures, e.g. polisher, drill, milling cutter, grinder, finisher</p> 	<p>Instrument reprocessing:</p> <ol style="list-style-type: none"> <li>Correct <b>preparation</b> of the reprocessing and contamination-secure <b>transport</b> to the reprocessing location</li> <li><b>Removal of coarse organic soiling</b> with cellulose</li> <li><b>Cleaning and disinfection</b></li> <li>Wet-chemical: <ul style="list-style-type: none"> <li>Immersion of the instruments (disassembled or with joints opened), bubble-free, covered inside and out, in a disinfecting and cleaning solution, mechanical cleaning (ultrasonic bath if needed) intermediate rinsing with water</li> <li>Chemical disinfection, rinsing after the end of the reaction time with suitable water, drying</li> </ul> </li> <li>Mechanical: <ul style="list-style-type: none"> <li>In a washer-disinfector: disinfect, clean and dry in accordance with the manufacturer information</li> </ul> </li> <li><b>Check</b> for cleanliness, integrity, if needed repeat step 3</li> <li><b>Identification</b></li> <li><b>Care and maintenance</b></li> <li><b>Function test</b></li> <li><b>Labelling</b> (as required)</li> <li><b>Steam sterilisation</b> with an effective and validated procedure: <ol style="list-style-type: none"> <li>Non-critical instruments<sup>*</sup>; steam sterilisation not required</li> <li>Semi-critical instruments<sup>**</sup>; unpackaged on trays, sieve trays, tablets, stands, bowls, etc. or packed in sterile product packaging in accordance with EN 868</li> <li>Critical instruments<sup>***</sup>; packaged in sterile product packaging in accordance with EN 868</li> </ol> </li> <li>Documented <b>release</b> of the medical devices for use</li> <li>Contamination-proof <b>storage</b>, storage time in accordance with EN 868</li> </ol>	<table border="1"> <thead> <tr> <th></th> <th>In accordance with VAH</th> <th>Incl. Tb</th> <th>In ultrasonic bath</th> <th>In ultrasonic bath incl. Tb</th> </tr> </thead> <tbody> <tr> <td>ID 212</td> <td rowspan="3">2% / 5 min.</td> <td rowspan="3">2% / 60 min.</td> <td rowspan="3">2% / 2 min.</td> <td>2% / 60 min.</td> </tr> <tr> <td>ID 212 forte</td> <td>4% / 30 min.</td> </tr> <tr> <td>ID 213</td> <td>2% / 30 min.</td> </tr> <tr> <td>ID 220</td> <td colspan="2">100% / 1 min.</td> <td colspan="2">100% / 0.5 min.</td> </tr> </tbody> </table>  <p>For general and surgical instruments: Disinfection: <b>ID 212, ID 212 forte, ID 213</b> Cleaning: <b>ID 215<sup>1)</sup></b>, 2% (20 ml/l water), 15 minutes</p> <p>For rotating instruments: Disinfection: <b>ID 220</b>, undiluted Cleaning: <b>ID 215<sup>1)</sup></b>, 2% (20 ml/l water), 15 minutes</p>  <p>Washer-disinfector: Program: Temperature/hold time:  Steam steriliser: <b>autoclave</b> Program: Temperature/hold time:</p>		In accordance with VAH	Incl. Tb	In ultrasonic bath	In ultrasonic bath incl. Tb	ID 212	2% / 5 min.	2% / 60 min.	2% / 2 min.	2% / 60 min.	ID 212 forte	4% / 30 min.	ID 213	2% / 30 min.	ID 220	100% / 1 min.		100% / 0.5 min.		<p>After every use, after contamination, after processing dental workpieces that were not adequately disinfected</p> <p>In a washer-disinfector, dry storage prior to disinfection, not over 6 hrs.</p>	<p><b>Instruments</b></p>
	In accordance with VAH	Incl. Tb	In ultrasonic bath	In ultrasonic bath incl. Tb																			
ID 212	2% / 5 min.	2% / 60 min.	2% / 2 min.	2% / 60 min.																			
ID 212 forte				4% / 30 min.																			
ID 213				2% / 30 min.																			
ID 220	100% / 1 min.		100% / 0.5 min.																				
<h3>Transmission instruments</h3> <p>e.g. Handpieces or laboratory drives</p>  <h3>Auxiliary devices</h3> <p>With/without emission of liquids and/or air and particles</p> 	<p>Reprocessing is performed in the same way as for the instruments described above (steps 3 and 9 according to the manufacturer information)</p> <p>External: wipe disinfection and cleaning</p> <p>Internal: cleaning and care (rinsing internal parts)</p> <p><b>Automated reprocessing:</b> Disinfection/cleaning e.g. in a washer-disinfector Internal cleaning and maintenance of internal parts</p>	 <p><b>FD multi wipes, FD multi wipes compact</b> single-use wipes: <b>FD 322</b>, undiluted, 1 minute in accordance with VAH <b>FD 333</b>, undiluted, 1 minute in accordance with VAH <b>FD 333 forte</b>, undiluted, 1 minute in accordance with VAH <b>FD 366 sensitive</b>, undiluted, 1 minute in accordance with VAH <b>FD 333 wipes</b>, undiluted, 1 minute in accordance with VAH <b>FD 333 forte premium wipes, FD 333 forte wipes</b>, undiluted, 1 minute in accordance with VAH <b>FD 350 disinfection wipes</b>, undiluted, 15 seconds in accordance with VAH <b>FD 366 sensitive top wipes, FD 366 sensitive top wipes</b> undiluted, 1 minute in accordance with VAH Preparation, device: Device: Program: Temperature/hold time:</p>	<p>After contamination After processing dental workpieces that were not adequately disinfected</p>	<p>All employees</p>																			
<h3>Surfaces and floors</h3> <p>In the laboratory area (e.g. work and storage surfaces, devices, shelves)</p> 	<p>Disinfect and clean surfaces with a mopping and wiping disinfection (using an appropriate wet wiping method). No rinsing or wiping dry before the end of the reaction time. Re-use the surfaces when they are visibly dry.</p> <p>Wiping with quick disinfectants Limit spray disinfection to areas that cannot be reached by wipe disinfection.</p> <p>Ensure complete wetting, comply with reaction time, allow to dry</p> <p>Cleaning and care (e.g. treatment chair)</p>	 <p><b>FD 300</b>, 1% (10 ml/l water), 15 minutes in accordance with VAH <b>FD 312</b>, 1% (10 ml/l water), 15 minutes in accordance with VAH <b>FD 370 cleaner</b>, 1% (10 ml/l water), single-use wipes or hygienically prepared wipes, multiple-use wiping cloths <b>FD 300 top wipes</b>, undiluted, 2 minutes in accordance with VAH <b>FD 312 wet wipes</b>, undiluted, 15 minutes in accordance with VAH <b>FD multi wipes, FD multi wipes compact</b>, single-use wipes: <b>FD 300</b>, 2% (20 ml/l water), 5 minutes in accordance with VAH <b>FD 312</b>, 2% (20 ml/l water), 5 minutes in accordance with VAH</p>	<p>daily (e.g. at the end of the working day), more often if needed</p>	<p>All employees/cleaning personnel</p>																			
<h3>Objects and small surfaces</h3> <p>that have been contaminated and cannot be disinfected thermally or by immersion in solutions e.g. devices, work surfaces, transport containers, articulators, occludors, face-bows, etc.</p> 	<p>Wiping with quick disinfectants Limit spray disinfection to areas that cannot be reached by wipe disinfection.</p> <p>Ensure complete wetting, comply with reaction time, allow to dry</p> <p>Cleaning and care (e.g. treatment chair)</p>	 <p><b>FD multi wipes, FD multi wipes compact</b>, single-use wipes: <b>FD 322</b>, undiluted, 1 minute in accordance with VAH <b>FD 333</b>, undiluted, 1 minute in accordance with VAH <b>FD 333 forte</b>, undiluted, 1 minute in accordance with VAH <b>FD 366 sensitive</b>, undiluted, 1 minute in accordance with VAH <b>FD 300 top wipes</b>, undiluted, 2 minutes in accordance with VAH <b>FD 322 premium wipes, FD 322 top wipes</b>, undiluted, 1 minute in accordance with VAH <b>FD 333 wipes</b>, undiluted, 1 minute in accordance with VAH <b>FD 333 forte premium wipes, FD 333 forte wipes</b>, undiluted, 1 minute in accordance with VAH <b>FD 350 disinfection wipes</b>, undiluted, 15 seconds in accordance with VAH <b>FD 366 sensitive top wipes</b> undiluted, 1 minute in accordance with VAH</p>	<p>After every use After contamination As required</p>	<p>All employees</p>																			
<h3>Skin protection plan</h3> <p><b>Skin, when affected by</b></p> <ul style="list-style-type: none"> <li>water-soluble working materials, such as disinfectants, cleaning agents</li> <li>Non water-soluble materials, such as organic solvents, petroleum ether</li> <li>Accumulation of moisture and softening of skin (maceration), e.g. when wearing gloves</li> </ul> <p><b>Skin, in the event of non-physiological colonisation</b> with e.g. bacteria, fungi, viruses</p> 	<p>Requirements: an easily accessible hand-washing station with running water (hot and cold), direct watches with washing lotion that is gentle on the skin, hand disinfectant and appropriate skin care products as well as single-use towels. No jewellery, watches or rings may be worn on the hands or forearms.</p> <p><b>Cleaning hands:</b> Under running water with liquid soap that is gentle on the skin from a dispenser, dry with single-use towels</p> <p><b>Skin protection and care:</b> Apply carefully between fingers, paying special attention to fingernail folds and the back of the hands</p> <p><b>Hygienic hand disinfection:</b> Hand disinfectant in accordance with the rub-in process CEN/EN 1500 to be rubbed in until dry. Hands must be air-dry before putting on the medical single-use gloves.</p>	<p>Skin-kind liquid washing preparations: <b>HD 425</b> or <b>HD 435</b> from direct dispenser Single-use towel</p>  <p><b>HD 440</b> or protection emulsion W/O</p> <p><b>HD 410</b>, at least 3 ml, 15 seconds in accordance with VAH</p> 	<p>Before starting work, after finishing work With visible soiling Before meals After every visit to the toilet After sneezing, blowing one's nose or coughing</p> <p>Before commencing work Upon interruption of work At the end of work Before and after contact with patient impressions or dental workpieces</p>	<p><b>Skin + hands</b></p> <p>All employees</p> <p>All employees</p> <p>All employees</p>																			
<h3>Impressions</h3> <p>e.g. Alginates, silicones, polyether rubber, hydrocolloids, polysulphides, etc. as well as workpieces and equipment e.g. prostheses, bridges, etc., plaster models, bite registrations and bite plates made of wax, shellac or plastics, as well as articulators, occludors, fixators, face bows and more.</p>  <h3>Objects with acid-soluble coatings</h3> <p>e.g. cement, calculus, oxide film, flux residues</p>  <h3>Objects with coatings of plaster or alginate</h3> 	<p>Disinfection and cleaning with <b>Automated procedures:</b> in accordance with the manufacturer's specifications</p> <p><b>Wet-chemical procedures:</b> Disinfection and cleaning by soaking in solution, after the advised reaction time rinse under running water and air dry if necessary</p> <p>Cleaning (e.g. in an ultrasonic bath)</p> <p>Cleaning (e.g. in an ultrasonic bath)</p>	<p>Make of the device: <b>Hygojet</b></p> <p>Preparation: <b>MD 520</b>, undiluted, 10 minutes in accordance with VAH <b>MD 520</b>, undiluted, 5 minutes in accordance with VAH</p>  <p><b>MD 530</b>, undiluted</p>  <p><b>MD 535</b>, undiluted</p> 	<p>After removal from the patient's mouth After receipt from dental surgery Before transport to dental surgery</p> <p>As required</p> <p>As required</p>	<p>All employees</p> <p>All employees</p> <p>All employees</p>																			
<h3>Oral antiseptics</h3>  <h3>Contaminated laundry</h3> <p>Occupational and protective clothing etc.</p>  <h3>Waste</h3> <p>Waste and refuse from laboratory and examination rooms</p> 	<p>Rinse the oral cavity or soak swabs with antiseptic to reduce germs in the oral cavity of the patient and to safeguard the surgery team against infection at the same time</p> <p>To be collected in sturdy and impermeable containers or bags. Reprocessing by thermal or chemothermal procedure</p> <p>Pointed, sharp, fragile objects, body parts (e.g. teeth), waste contaminated with blood, secretions (e.g. saliva ejectors, dental rolls, swabs, etc.), and waste contaminated with pathogens of notifiable diseases must be collected immediately at their point of accumulation in non-penetrable, tear-resistant, moisture-proof and leak tight containers. The contents must not be transferred to other containers or sorted and must be disposed of by incineration in securely sealed containers. Used materials, discarded medicinal drugs, batteries must be properly disposed of by waste management companies. Household-like waste is collected in waste bags and sorted and disposed of in accordance with the local guidelines.</p>	<p>Preparation and dosage: <b>Lunos<sup>®</sup> Dental rinse</b>, undiluted (20 ml), 1 Min.</p>  <p>Make of the device: Washing programme: Preparation, dosage:</p>	<p>For patients of increased risk of infection</p> <p>After use After contamination</p>	<p><b>Miscellaneous</b></p> <p>Patient</p> <p>Operator</p>																			

<sup>\*</sup> Non-critical medical devices: medical devices that merely come into contact with intact skin  
<sup>\*\*</sup> Semi-critical medical devices: medical devices that come into contact with mucosa or pathologically affected skin  
<sup>\*\*\*</sup> Critical medical devices: medical products that penetrate the skin or mucosa and come into contact with blood, internal tissue or organs (including wounds) and medical devices for the application of blood, blood products and other sterile drugs  
Patients suffering from or thought to suffer from a clinical condition of a transmissible spongiform encephalopathy (CJK, vCJK etc.) are to be treated in institutions that are sufficiently equipped to prevent infection.  
The reprocessing of re-usable instruments and materials must only be performed in institutions with an externally certified quality management system in accordance with DIN EN ISO 13485/13488.  
<sup>1)</sup> For further information, refer to the product information leaflets available on the Internet.  
<sup>2)</sup> In accordance with EN 13727, EN 13624, EN 14561, EN 14562

Laboratory seal/date/signature of the operator

# Disinfection and cleaning plan including skin protection plan for dental laboratories

In accordance with DGUV Regulation 1 (German Statutory Accident Insurance Association), DGUV Information 203-021, TRBA 250 and § 36 of the German Infectious Diseases Protection Act



What? The object that is to be maintained	How? Type of maintenance	With what? Work materials (e.g. disinfectants, VAH-listed), preparations, dosage <sup>1)</sup> , reaction time <sup>1)</sup>	When? Timing, frequency, sequence of hygiene measures	Who? Name and signature of the person responsible
<b>Instruments</b>				
<p><b>Instruments and aids for</b> General, restorative or orthodontic measures, e.g. Impression trays, trays, cassettes, glasses</p> <p><b>Rotating or oscillating instruments for</b> general, restorative or orthodontic measures, e.g. polisher, drill, milling cutter, grinder, finisher</p>	<p><b>Instrument reprocessing:</b></p> <ol style="list-style-type: none"> <li>Correct <b>preparation</b> of the reprocessing and contamination-secure <b>transport</b> to the reprocessing location</li> <li><b>Removal of coarse organic soiling</b> with cellulose</li> <li><b>Cleaning and disinfection</b></li> <li><b>Wet-chemical:</b> <ul style="list-style-type: none"> <li>Immersion of the instruments (disassembled or with joints opened), bubble-free, covered inside and out, in a disinfecting and cleaning solution, mechanical cleaning (ultrasonic bath if needed) intermediate rinsing with water</li> <li>Chemical disinfection, rinsing after the end of the reaction time with suitable water, drying</li> </ul> </li> <li><b>Mechanical:</b> <ul style="list-style-type: none"> <li>In a washer-disinfector: disinfect, clean and dry in accordance with the manufacturer information</li> </ul> </li> <li><b>Check</b> for cleanliness, integrity, if needed repeat step 3</li> <li><b>Identification</b></li> <li><b>Care and maintenance</b></li> <li><b>Function test</b></li> <li><b>Labelling</b> (as required)</li> <li><b>Steam sterilisation</b> with an effective and validated procedure:                     <ol style="list-style-type: none"> <li>Non-critical instruments<sup>*</sup>; steam sterilisation not required</li> <li>Semi-critical instruments<sup>**</sup>; unpackaged on trays, sieve trays, tablets, stands, bowls, etc. or packed in sterile product packaging in accordance with EN 868</li> <li>Critical instruments<sup>***</sup>; packaged in sterile product packaging in accordance with EN 868</li> </ol> </li> <li>Documented <b>release</b> of the medical devices for use</li> <li>Contamination-proof <b>storage</b>, storage time in accordance with EN 868</li> </ol>	<p>For general and surgical instruments:</p> <p>For rotating instruments:</p> <p>Washer-disinfector:</p> <p>Program:</p> <p>Temperature/hold time:</p> <p>Steam steriliser: autoclave</p> <p>Program:</p> <p>Temperature/hold time:</p>	<p>After every use, after contamination, after processing dental workpieces that were not adequately disinfected</p> <p>In a washer-disinfector, dry storage prior to disinfection, not over 6 hrs.</p>	
<p><b>Transmission instruments</b> e.g. Handpieces or laboratory drives</p> <p><b>Auxiliary devices</b> With/without emission of liquids and/or air and particles</p>	<p>Reprocessing is performed in the same way as for the instruments described above (steps 3 and 9 according to the manufacturer information)</p> <p>External: wipe disinfection and cleaning</p> <p>Internal: cleaning and care (filling internal parts)</p> <p><b>Automated reprocessing:</b> Disinfection/cleaning e.g. in a washer-disinfector Internal cleaning and maintenance of internal parts</p>	<p>Preparation, device:</p> <p>Device:</p> <p>Program:</p> <p>Temperature/hold time:</p>	<p>After contamination After processing dental workpieces that were not adequately disinfected</p>	<p>All employees</p>
<b>Surfaces</b>				
<p><b>Surfaces and floors</b> In the laboratory area (e.g. work and storage surfaces, devices, shelves)</p>	<p>Disinfect and clean surfaces with a mopping and wiping disinfection (using an appropriate wet wiping method). No rinsing or wiping dry before the end of the reaction time. Re-use the surfaces when they are visibly dry.</p>	<p>With single-use wipes or hygienically prepared wipes, multi-use wiping cloths</p>	<p>daily (e.g. at the end of the working day), more often if needed</p>	<p>All employees/cleaning personnel</p>
<p><b>Objects and small surfaces</b> that have been contaminated and cannot be disinfected thermally or by immersion in solutions e.g. devices, work surfaces, transport containers, articulators, occludors, face-bows, etc.</p>	<p>Wiping with quick disinfectants Limit spray disinfection to areas that cannot be reached by wipe disinfection.</p> <p>Ensure complete wetting, comply with reaction time, allow to dry</p> <p>Cleaning and care (e.g. treatment chair)</p>		<p>After every use After contamination As required</p>	<p>All employees</p>
<b>Skin protection plan</b>				
<p>Requirements: an easily accessible hand-washing station with running water (hot and cold), direct dispensers with washing lotion that is gentle on the skin, hand disinfectant and appropriate skin care products as well as single-use towels. No jewellery, watches or rings may be worn on the hands or forearms.</p>				
<b>Skin + hands</b>				
<p><b>Skin, when affected by</b></p> <ul style="list-style-type: none"> <li>water-soluble working materials, such as disinfectants, cleaning agents</li> <li>Non water-soluble materials, such as organic solvents, petroleum ether</li> <li>Accumulation of moisture and softening of skin (maceration), e.g. when wearing gloves</li> </ul>	<p><b>Cleaning hands:</b> Under running water with liquid soap that is gentle on the skin from a dispenser, dry with single-use towels</p> <p><b>Skin protection and care:</b> Apply carefully between fingers, paying special attention to fingernail folds and the back of the hands</p>	<p>Skin-kind liquid washing preparations: Single-use towel</p> <p>Protection emulsion W/O Preparation:</p>	<p>Before starting work, after finishing work With visible soiling Before meals After every visit to the toilet After sneezing, blowing one's nose or coughing</p>	<p>All employees</p>
<p><b>Skin, in the event of non-physiological colonisation</b> with e.g. bacteria, fungi, viruses</p>	<p><b>Hygienic hand disinfection:</b> Hand disinfectant in accordance with the rub-in process CEN/EN 1500 to be rubbed in until dry. Hands must be air-dry before putting on the medical single-use gloves.</p>		<p>Before commencing work Upon interruption of work At the end of work Before and after contact with patient impressions or dental workpieces</p>	<p>All employees</p>
<b>Special areas</b>				
<p><b>Impressions</b> e.g. Alginates, silicones, polyether rubber, hydrocolloids, polysulphides, etc. as well as</p> <p><b>workpieces and equipment</b> e.g. prostheses, bridges, etc., plaster models, bite registrations and bite plates made of wax, shellac or plastics, as well as articulators, occludors, fixators, face bows and more.</p>	<p>Disinfection and cleaning with <b>Automated procedures:</b> in accordance with the manufacturer's specifications</p> <p><b>Wet-chemical procedures:</b> Disinfection and cleaning by soaking in solution, after the advised reaction time rinse under running water and air dry if necessary</p>		<p>After removal from the patient's mouth After receipt from dental surgery Before transport to dental surgery</p>	<p>All employees</p>
<p><b>Objects with acid-soluble coatings</b> e.g. cement, calculus, oxide film, flux residues</p>	<p>Cleaning (e.g. in an ultrasonic bath)</p>		<p>As required</p>	<p>All employees</p>
<p><b>Objects with coatings of plaster or alginate</b></p>	<p>Cleaning (e.g. in an ultrasonic bath)</p>		<p>As required</p>	<p>All employees</p>
<b>Miscellaneous</b>				
<p><b>Oral antiseptics</b></p>	<p>Rinse the oral cavity or soak swabs with antiseptic to reduce germs in the oral cavity of the patient and to safeguard the surgery team against infection at the same time</p>	<p>Preparation, dosage:</p>	<p>For patients of increased risk of infection</p>	<p>Patient</p>
<p><b>Contaminated laundry</b> Occupational and protective clothing etc.</p>	<p>To be collected in sturdy and impermeable containers or bags. Reprocessing by thermal or chemothermal procedure</p>	<p>Make of the device: Washing programme: Preparation, dosage:</p>	<p>After use After contamination</p>	<p>Operator</p>
<p><b>Waste</b> Waste and refuse from laboratory and examination rooms</p>	<p>Pointed, sharp, fragile objects, body parts (e.g. teeth), waste contaminated with blood, secretions (e.g. saliva ejectors, dental rolls, swabs, etc.), and waste contaminated with pathogens of notifiable diseases must be collected immediately at their point of accumulation in non-penetrable, tear-resistant, moisture-proof and leak tight containers. The contents must not be transferred to other containers or sorted and must be disposed of by incineration in securely sealed containers. Used materials, discarded medicinal drugs, batteries must be properly disposed of by waste management companies. Household-like waste is collected in waste bags and sorted and disposed of in accordance with the local guidelines.</p>			

<sup>\*</sup> Non-critical medical devices: medical devices that merely come into contact with intact skin  
<sup>\*\*</sup> Semi-critical medical devices: medical devices that come into contact with mucosa or pathologically affected skin  
<sup>\*\*\*</sup> Critical medical devices: medical products that penetrate the skin or mucosa and come into contact with blood, internal tissue or organs (including wounds) and medical devices for the application of blood, blood products and other sterile drugs  
 Patients suffering from or thought to suffer from a clinical condition of a transmissible spongiform encephalopathy (CJK, vCJK etc.) are to be treated in institutions that are sufficiently equipped to prevent infection.  
 The reprocessing of re-usable instruments and materials must only be performed in institutions with an externally certified quality management system in accordance with DIN EN ISO 13485/13488.  
<sup>1)</sup> For further information, refer to the product information leaflets available on the Internet.  
<sup>2)</sup> In accordance with EN 13727, EN 13624, EN 14561, EN 14562

Laboratory seal/date/signature of the operator