

VistaScan Mini Easy – compact and easy

Market leading PCS image plate technology from Dürr Dental



COMPRESSED AIR
SUCTION
IMAGING
DENTAL CARE
HYGIENE

VistaScan Mini Easy – compact and easy

VistaScan Mini Easy considerably simplifies imaging in the surgery: With the proven engineering and outstanding image quality characteristic of Dürr Dental image plate scanners worldwide. Made in Germany.



Image Plates better than Sensors!*

The VistaScan Mini Easy image plate scanner

Since the introduction of conventional X-ray film development in dental medicine, Dürr Dental has been leading the way in diagnostics for dental surgeries. Digital X-ray with Dürr Dental offers dentists images with high resolution to meet all diagnostic demands. More than 40 years experience in the development of X-ray technology leads time and again to practice-oriented and innovative solutions.

The VistaScan Mini Easy image plate scanner makes image plate diagnostics even faster for dentists. The compact device is particularly easy to use and requires a minimum of space – so that it can be installed in the treatment room. The advantage: X-ray and scanning directly at the chair-side. The reusable VistaScan image plates are read out in top quality within seconds. There has never been a better time to change over to image plates.



Analog film

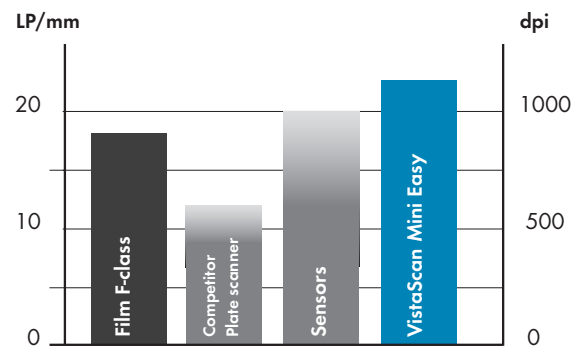


Competitors (14 bit)



VistaScan (16 bit)

The grey scale graduation of the image plate with VistaScan offers a representation every bit as good as that of film

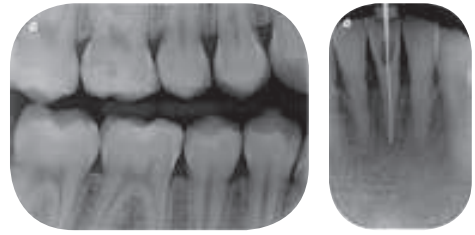


The effective image resolution of X-ray systems in comparison: The VistaScan systems from Dürr Dental achieve the highest resolution compared with the competition. Latest studies show that image plate technology is the only sure way to uncompromised digitisation.



High resolution images

with low noise support
a secure diagnose



Common sizes

Image plates size 0 and size 2 can be used with VistaScan Mini Easy. In addition, 100 % active surface area is available. Simple handling – as with an analogue film.



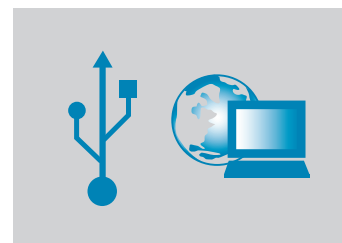
Easy handling

Particularly easy handling: Read out, erase and make ready for the next use in one step. Rapid image availability from 6 seconds in the direct vicinity of the patient.



Easy integration

VistaScan Mini Easy can be operated with DBSWIN or other software packages via plugins or Twain drivers. It can be easily integrated into the surgery infrastructure via USB or network.



This is what counts:

- Rapid image availability
- Compact design
- Ideal chairside appliance
- Sophisticated operating concept
- PC interface via USB or network
- Excellent image quality
- Common intraoral sizes

*A comparative study of image quality and radiation exposure for dental radiographs produced using a charge-coupled device and a phosphor plate system. School of Dentistry, Cardiff University, 2009

All data, facts and accessories

VistaScan Mini Easy	
Plate sizes	0 (2 x 3 cm) + 2 (3 x 4 cm)
Effective resolution (lp/mm)	22 (1100 dpi)
Theoretical resolution (lp/mm)	40 (2000 dpi)
Weight (kg)	6.5
Dimensions (H x W x D mm)	226 x 234 x 243
Standby function	Yes
Interfaces	USB / Network



Image plate holder system

Thanks to their deburred and rounded edges, image plate holders from Dürr Dental offer optimum protection for the image plate. Holders are available for all areas of application and aid the production of exact X-rays.



Disinfect with FD 350, FD 333

The FD 350 disinfectant wipes from Dürr Dental are particularly suitable for disinfection and cleaning of medical products. Thanks to their size they are ideal and economical for small surfaces of objects, e.g. for sleeves of intraoral plates and films, handpieces and fittings, etc. – immediately ready for use, residue-free and fast. The disinfection wipes FD 333 offer a full viricidal solution.



Image plate cleaning wipe

The VistaScan image plate cleaning wipes can be used to clean the image plates when necessary and also have a disinfecting effect. Advantage: A lasting optimum image quality.